


Low VOC Compliant System

ULTRACLEAR - UCC.8000

HS CLEARCOAT

Directions for Use

MIXING RATIO: 2 : 1 : 10%



Use a 2 : 1 Measuring Stick



2 Parts **UCC.8000** ULTRACLEAR Clearcoat

+

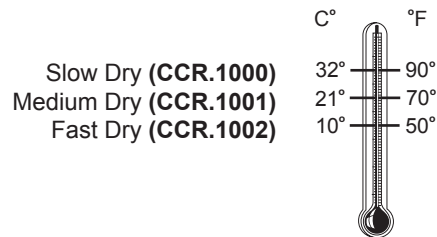


1 Part **CCH.100/.101/.102** Hardener

+



10% Reducer, Optional
(**CCR.1000/.1001/.1002**)

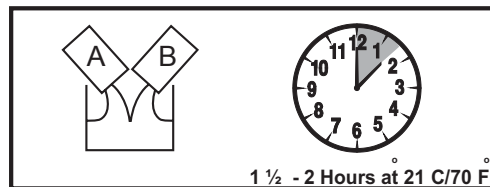


Select the speed of dry Urethane Clearcoat Reducer best suited to the repair and shop conditions.



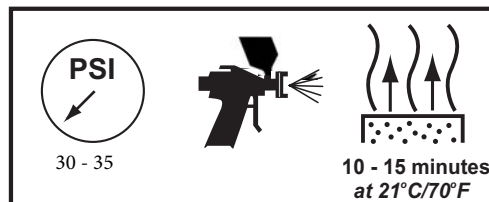
Stir mixture thoroughly and strain. Let stand for 5 minutes before using.

POT LIFE:



1 ½ - 2 Hours at 21°C/70°

APPLICATION:



Using 30 - 35 psi, apply a **wet** first coat. Allow 10 - 15 minutes flash period at 21°C/70°F with good air flow. *Flash period will vary according to amount of material applied, temperature, and air flow.*

Apply a **wet** second coat.

PROTECTION:



Always use in a well ventilated area. Wear an approved and properly fitted air fed or air purifying respirator. Consult with safety equipment supplier for recommendation to ensure the proper equipment and protective clothing is being used.

Low VOC Compliant System

ULTRACLEAR - UCC.8000

HS CLEARCOAT

Directions for Use

POLISHING:



If polishing is necessary to remove minor dirt nibs, allow the following time to lapse **before** polishing surface:

Force Dry: Minimum 1 hour

Air Dry: Minimum overnight

Wet sand with P1500 and finish sand with P2000 sandpaper and follow standard polishing procedures.

SPRAY PRESSURE:



Gun	Fluid Tip	Spraying Pressure
HLVP Gravity	1.2 - 1.4 mm	28 - 30 psi at gun 8 - 10 psi at cap
HP Gravity	1.2 - 1.4 mm	30 - 35 psi at gun
RP Gravity	1.2 - 1.4 mm	28 - 30 psi at gun
Siphon	1.3 - 1.5 mm	30 - 35 psi at gun

** Refer to spray equipment manufacturer's recommendations for spray pressure*

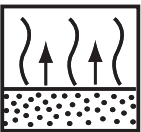
BLENDING:



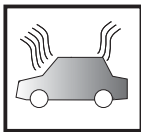
If doing a repair over the clearcoat, add 20-30% **UCS.404** to the **UCC.8000** mixture, reduce air pressure to 25 psi at the gun and blend into the area.

The next day, if necessary lightly buff edges of the blend area.

BAKING:



10 - 15 minutes
at 21°C/70°F



20 - 25 minutes at
49°C/120°F

UCC.8000 may be air dried, or force dried in spray booth. Allow a 10 - 15 minute flash period at 21°C/70°F.
Bake for 20 - 25 minutes @ 49°C/120°F.

Cool for 15 minutes.

TECHNICAL INFORMATION

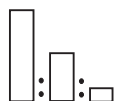
Low VOC Compliant System

ULTRACLEAR - UCC.8000

HS CLEARCOAT

Directions for Use

Mixing Ratio: 2:1:10%



2 Parts **UCC.8000 ULTRACLEAR** Clearcoat
 1 Part **CCH.100/.101/.102** Hardener
 10% Clearcoat Reducer, *Optional*
(CCR.1000/.1001/.1002)



Potlife at 21°C/70°F

1 ½ - 2 Hours

Spray Viscosity at 21°C/70°F
 Ford #4 Cup

15 - 17 seconds (@ 2:1 Mix Ratio)



Spray Gun & Pressure

HVLP Gravity

Spray Pressure

28 - 30 psi at gun,
 8-10 psi at the cap

Fluid Tip

1.2-1.4 mm



HP Gravity

30 - 35 psi at gun

1.2-1.4 mm

RP Gravity

28 - 30 psi at gun

1.2-1.4 mm

Siphon

30 - 35 psi at gun

1.3-1.5 mm



Application

Coats to be applied

2 wet coats



**Flash Off Time
 Between Coats**
 at 21°C/70°F

10 - 15 minutes

** Will vary depending on film build, air flow, and temperature.*

Dry Time

Dust Free
 Dry to Handle
 Dry to Polish

Force Dry at 49°C/120°F

5 minutes
 10 minutes
 1 hour

Air Dry at 21°C/70°F

25 minutes
 1 hour
 overnight

** Dry Times will vary depending on film build and air flow, and temperature.*

Film Build (@ 2 coats)

2.0 - 2.5 mils

Solids by Weight (*UCC.8000 only*)

41% +/- 2

Solids by Weight (*UCC.8000 & CCH.100/.101/.102*)

39% +/- 2

VOC Information
Ready to Spray

Volume Mix Ratio 2:1
 2 Parts **UCC.8000**
 1 Part **CCH.100/.101/.102**

Volume Mix Ratio 2:1:10%
 2 Parts **UCC.8000**
 1 Part **CCH.100/.101/.102**
 10% Reducer **CCR.1000/.1001/.1002**

VOC g/L (*Less Water & Less Exempt*)

243 - 250

243 - 250

VOC lbs/gal (*Less Water & Less Exempt*)

2.03 - 2.1

2.03 - 2.1